




- KEY**
-  1.8m high capped timber paling fence, tapering down to 1.0m high at front. Terminates 1.0m short of road boundary.
 -  CCC reserve interface fencing. 1.2m high solid fence with 19mm thick dressed palings, painted ebony/black.
 -  4m building setback zone. Maximum fence height within building setback is 1.2m. Does not apply to fences along internal boundaries. See Note 3.

- Notes:**
1. Cost for fence supply and installation as shown on plan is to be met by the Developer.
 2. No front boundary fencing will be provided by the Developer.
 3. CCC District Plan rules 14.12.2.8 and 14.12.2.11 apply.
 4. Fencing for rights of way and rear lot accessways are to terminate two metres from road boundary.
 5. The Developer has a land covenant requiring 1.0m fencing setback on all road frontages, this will be attached to all titles. CCC has separate fencing rules that must be adhered to.



NOTE - ALL AREAS AND DIMENSIONS ARE SUBJECT TO FINAL SURVEY

